



Parent Portal Login Procedures

Parent Login Information:

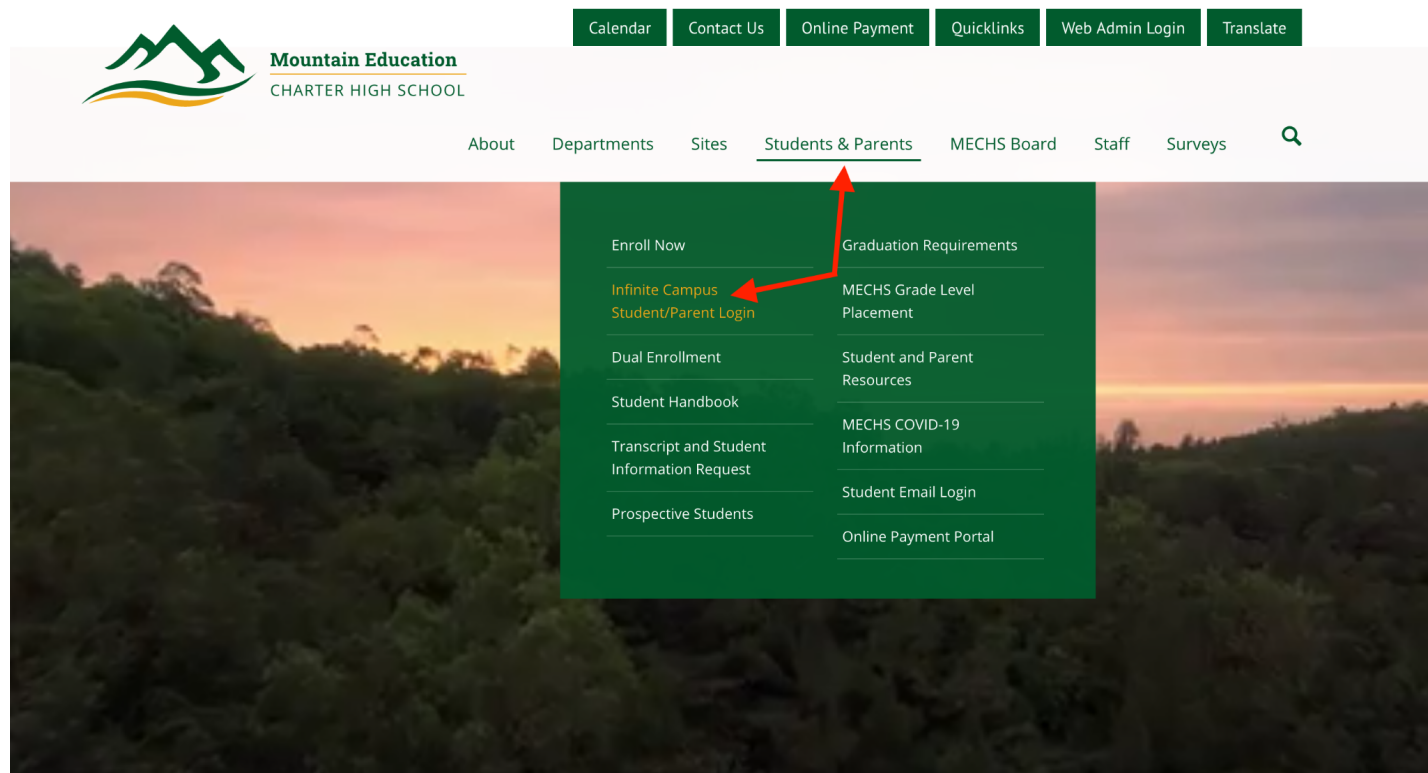
Username: FirstnameLastname, Ex. KimLester

Please Note: The first letter of the first name and the last name are capitalized

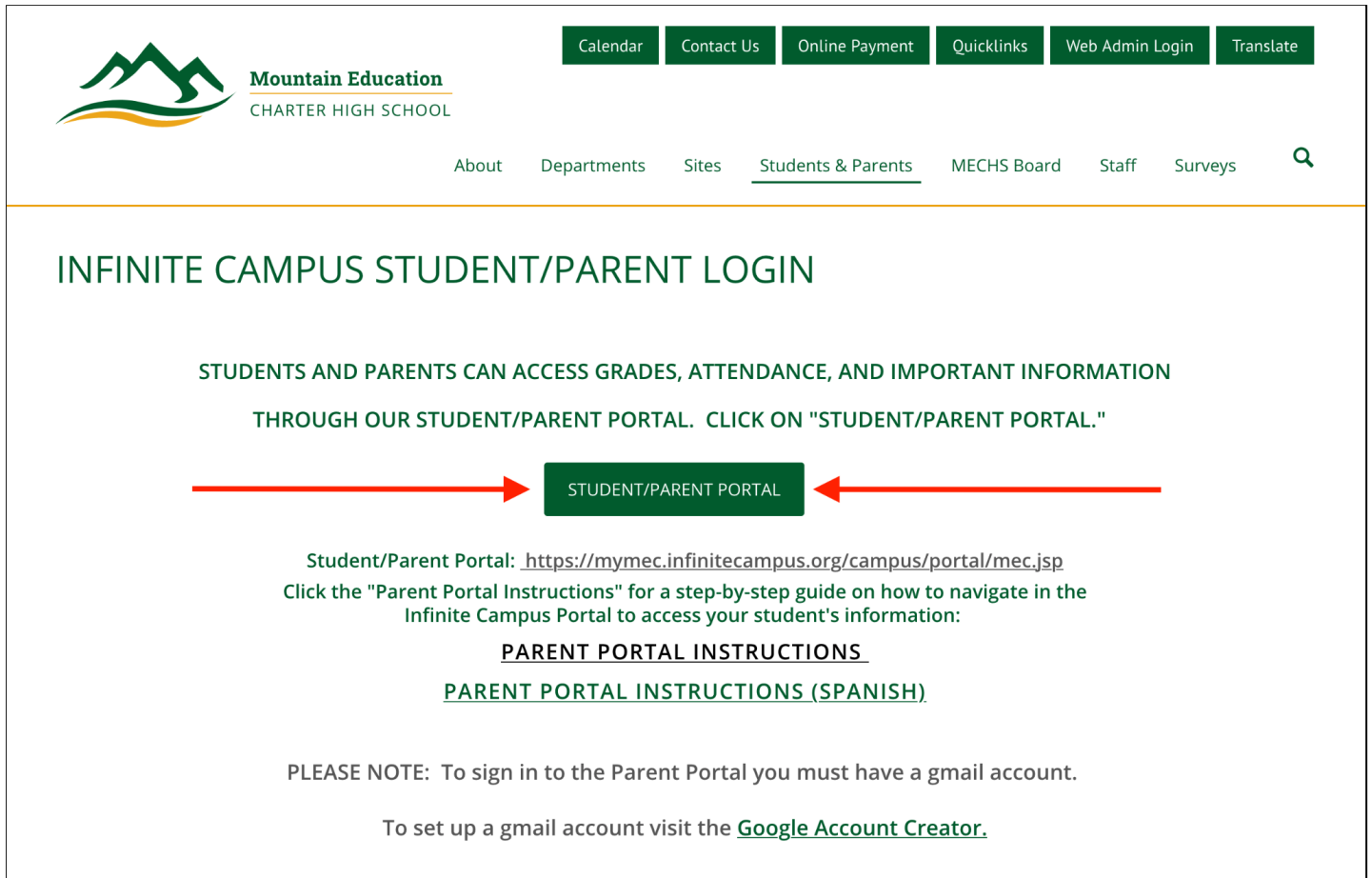
Password: _____ PersonID from Infinite Campus

The PersonID will be supplied by the MEC site Student Information Clerk or Registrar, please visit the MEC site to obtain this information.

1. To login to the Parent Infinite Campus Portal and SLDS, first go to the MECHS website at www.mymec.org. Hover over “**Students & Parents**” from the menu at the top of the website. Then select “**Infinite Campus Student/Parent Login.**”



2. Once you are on the “Infinite Campus Student/Parent Login” page, select the green button that says **“STUDENT/PARENT PORTAL.”**



The screenshot shows the Mountain Education Charter High School website. The header includes the school logo, navigation links (About, Departments, Sites, Students & Parents, MECHS Board, Staff, Surveys), and a search icon. A secondary header contains buttons for Calendar, Contact Us, Online Payment, Quicklinks, Web Admin Login, and Translate. The main content area is titled "INFINITE CAMPUS STUDENT/PARENT LOGIN" and contains the following text:

STUDENTS AND PARENTS CAN ACCESS GRADES, ATTENDANCE, AND IMPORTANT INFORMATION THROUGH OUR STUDENT/PARENT PORTAL. CLICK ON "STUDENT/PARENT PORTAL."

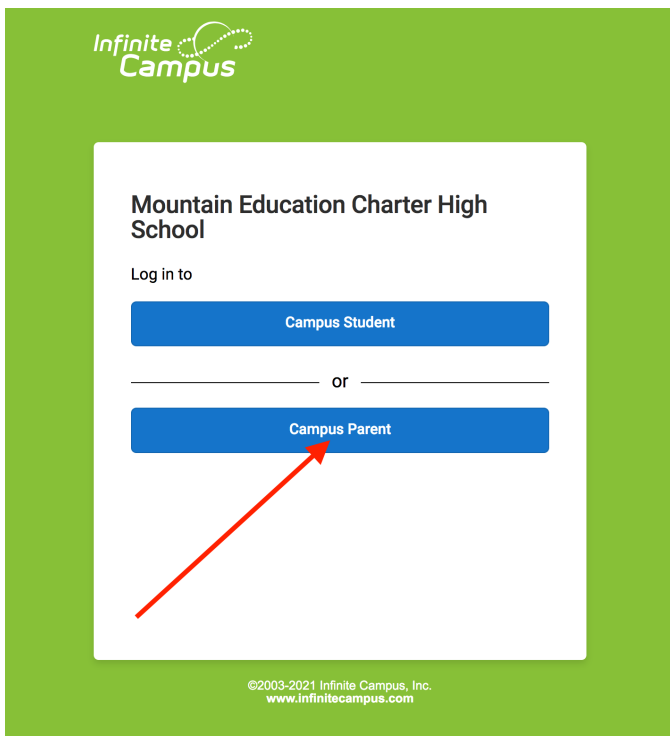
A red arrow points to a green button labeled "STUDENT/PARENT PORTAL".

Student/Parent Portal: <https://mymec.infinitecampus.org/campus/portal/mec.jsp>
Click the "Parent Portal Instructions" for a step-by-step guide on how to navigate in the Infinite Campus Portal to access your student's information:

[PARENT PORTAL INSTRUCTIONS](#)
[PARENT PORTAL INSTRUCTIONS \(SPANISH\)](#)

PLEASE NOTE: To sign in to the Parent Portal you must have a gmail account.
To set up a gmail account visit the [Google Account Creator](#).

3. When you arrive at the Infinite Campus screen, select the **“Campus Parent”** blue button.



The screenshot shows the Infinite Campus login screen for Mountain Education Charter High School. The background is green with the Infinite Campus logo in the top left. The login area is white and contains the following text:

Mountain Education Charter High School

Log in to

[Campus Student](#)

or

[Campus Parent](#)

A red arrow points to the "Campus Parent" button.

©2003-2021 Infinite Campus, Inc.
www.infinitecampus.com

4. When you arrive at the Infinite Campus login screen, enter your **Username** and **Password**. (The Username and Password information is listed at the top of this page.) Then click **LOG IN**. When you sign in you will be prompted to set a new password of your choice.

Mountain Education Charter High School

Parent Username
FirstnameLastname

Password

Log In

[Help](#)

[Log in to Campus Student](#)

or

[New User?](#)

Announcements

The username should be your first name with the first letter capitalized followed by your last name with the first letter capitalized (no spaces).
Example: JaneDoe

The password is your 5-digit person ID number from Infinite Campus. Please contact your Registrar or Student Information Clerk if you do not have this information.

There are no district announcements.

Select "Log in" after entering your username and password.

©2003-2021 Infinite Campus, Inc. | Version: Campus.2116.2

Language: **English**

Once you are on the screen below, select the **More** link as shown below.

Message Center

Today

Calendar

More

Message Center

Announcements **Inbox**

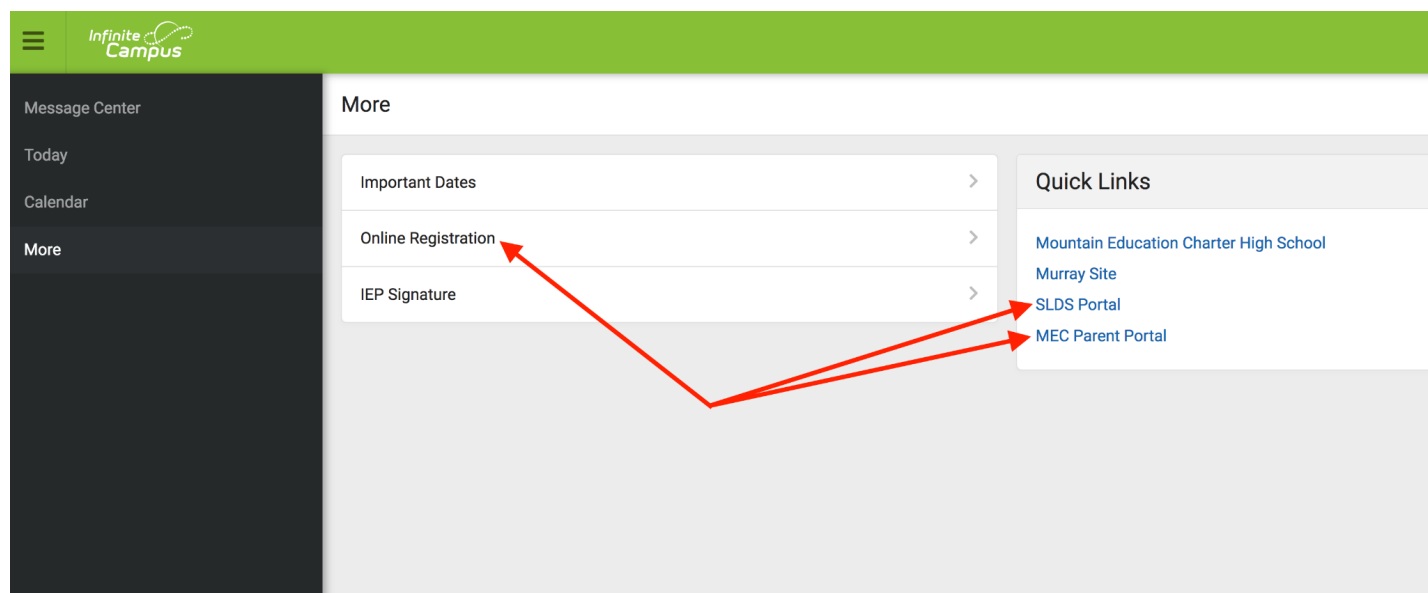
No Announcements.

From this page, you have several options.

The “**Online Registration**” option allows you to re-register your student for the new school year or register a new student if you have one student already enrolled at MECHS.

The “**SLDS Portal**” option allows you to view all of your student’s information in the Statewide Longitudinal Data System (SLDS) such as Milestones scores, etc.

The “**MEC Parent Portal**” option will tunnel you into onTrack, our second Student Information System. onTrack is where you can view your students' grades and attendance.



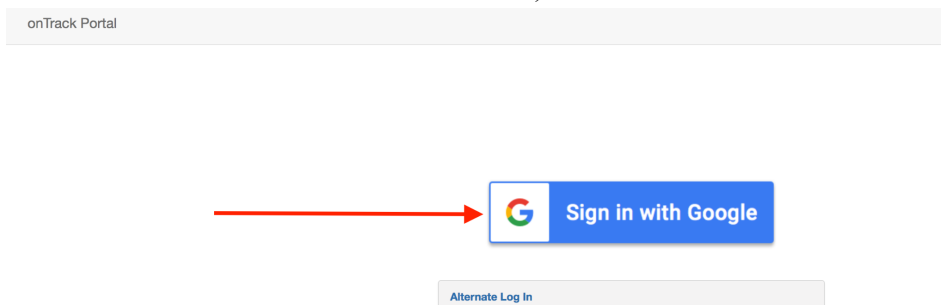
Online Registration: To watch a video on how to complete re-registration for your student, please go to our website at <https://www.mymec.org/about/how-to-enroll> and select “Re-registration and how to re-register your student annually.”

Below are instructions on how to access the **MEC Parent Portal**.

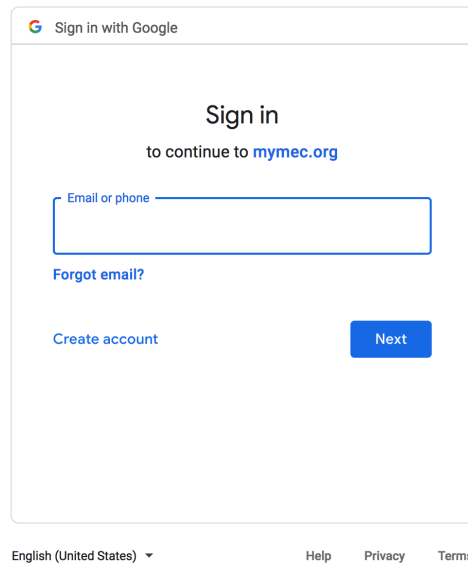
To Access the Parent Portal you must have a gmail account.

Click **Sign in with Google**

(See directions for setting up a GMAIL account on our website if assistance is needed setting up a new gmail account.)



Enter your **Google email** and **Password** to **Sign In**.



Sign in with Google

Sign in
to continue to mymec.org

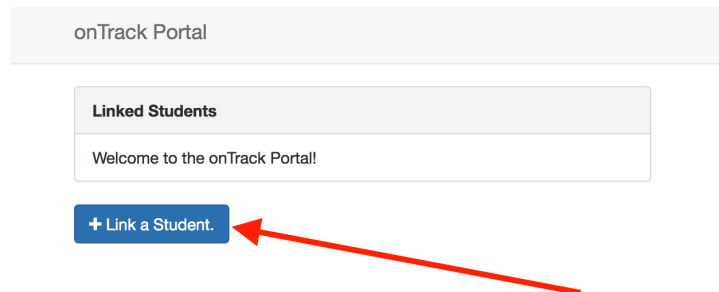
Email or phone

[Forgot email?](#)

[Create account](#) [Next](#)

English (United States) ▾ [Help](#) [Privacy](#) [Terms](#)

Once you sign in using Google, you will be prompted to link to your student's account. First enter your **child's birthdate** using the calendar icon. Second enter your **child's social security number** and third click **LINK** to link with your Student.

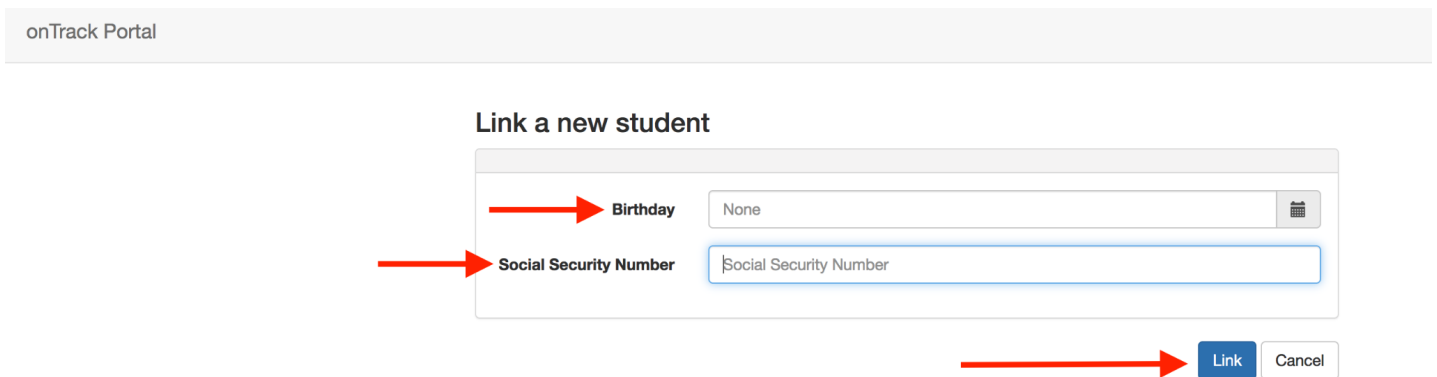


onTrack Portal

Linked Students


Welcome to the onTrack Portal!

[+ Link a Student.](#)



onTrack Portal

Link a new student

Birthday 

Social Security Number

[Link](#) [Cancel](#)

Once linked, **Attendance** and **Gradebook** links will appear. Click on these links to check your child’s progress.

onTrack Portal

Linked Students

██████████

 | [Attendance](#) | [Gradebook](#)

+ Link a Student.

